

94584MRE

















M




















Inlegbakje uit EVAWAVE hoge dichtheidsschuim met 1/2" dopsleutel, TORX®-, XZN®- en inbusschroevendraaierDopsleutel en accessoires - 84 dlg

Lege verpakking : EF4584
 Gewicht (kg) : 9.7

#6



		Series	Content
		1/2"	4335M 8, 9, 10, 11, 12, 13, 14, 15, 16, 17, 18, 19, 20, 21, 22, 23, 24, 25, 26, 27, 28, 29, 30, 32, 33, 36
		1/2"	4375M E10, E12, E14, E16, E18, E20, E22, E24
		1/2"	4025 H6, H7, H8, H10, H12, H14, H17
		1/2"	4023 T20, T25, T27, T30, T40, T45, T50, T55, T60, T70
		1/2"	4026 M5, M8, M10, M12, M14
		1/2"	4027 T30H, T40H, T45H, T50H, T55H, T60H
		1/2"	4035 H6, H7, H8, H10

			4033	T40, T45, T50, T55, T60, T70
			4036	M8, M10, M12
			402B	M16
			4148	414808S, 414810S, 414810M (1/4", 5/16", 10 mm)
			4293	429305, 429310 (125, 250 mm)
			4791	4791
			4755G	475510G
			4452F	445218F (450 mm)