


## 97398MRE




























































### **M** Assortiment slagdopsleutels 1/4" - 3/8" et 1/2" en accessoires - 98 dlg

Gewicht (kg) : 8.8

■ #6 (560 x 375 mm)



		Series	Content
		1/4"	2335M 5.5, 6, 7, 8, 9, 10, 11, 12, 13, 14
		3/8"	3375M E8
		1/2"	4335M 10, 11, 12, 13, 14, 15, 16, 17, 18, 19, 21, 22, 23, 24, 27, 30, 32
		1/2"	4375M E10, E12, E14, E16, E18, E20, E22, E24
		1/2"	4235M 8, 9, 10, 11, 12, 13, 14, 15, 16, 17, 18, 19
		1/2"	4033 T55, T70
		1/2"	4049 M7, M8, M9, M10, M12, M13, M14, M16
		1/2"	4036 M6, M8, M10, M12

			4035	H6 , H8 , H10 , H12
			4026	M14, M16, M18
			1025H	H3, H4, H5, H6
			1025U	T10H, T15H, T20H, T25H, T27H, T30H, T40H
			1025P	PH1 , PH2 , PH3
			1025Z	PZ1, PZ2
			2142	2142
			2221	50, 100 mm (222102, 222104)
			2571	257145
			2755G	275555G
			2792	2792
			2178DF	2178DF
			2813	2813
			4813	4813
			4791	4791
			4251	125, 250 mm (425105, 425110)
			4755G	475510G