

## 97530MRE



















**M** Inlegbakje EVAWAVE hoog dichtheidsschuim met Dopsleutel en accessoires metrisch 1/4" en 1/2" - 30 dlg



Gewicht (kg) : 2.08

■ #0 (460 x 105 mm)



		Series	Content
			2335M 4, 4.5, 5, 5.5, 6, 7, 8, 9, 10, 11, 12, 13
			4335M 10, 11, 12, 13, 14, 15, 16, 17, 18, 19, 21, 22, 24
			2771G 277155G
			4779G 477910G
			2221 100 mm
			4791 4791
	 		2142 2142