

92593MRE

















































Inlegbakje uit EVAWAVE hoge dichtheidsschuim met 1/4" dopsleutel, accessoires metrisch, standaard- en precisiesleufkop-, en PHILLIPS®-schroeven - 93 dlg

Lege verpakking : EF2593
 Gewicht (kg) : 2.83

■ #6



	Series		Content
			2335M 3.2 , 4 , 4.5 , 5 , 5.5 , 6 , 7 , 8 , 9 , 10 , 11 , 12 , 13 , 14
			2235M 4 , 4.5 , 5 , 5.5 , 6 , 7 , 8 , 9 , 10 , 11 , 12 , 13 , 14
			2375M E4 , E5 , E6 , E7 , E8
			2275M E4 , E5 , E6 , E7 , E8
			2035 H3 , H4 , H5 , H6 , H7 , H8 , H10
			2037 T8H , T9H , T10H , T15H , T20H , T30H , T40H
			2033 T8 , T9 , T10 , T15 , T20 , T25 , T27 , T40
		2178DF	2178DF

		2221	55 , 100 , 150 mm
		2755G	275555G
		2792	2792
	 	2142	2142
		1421	PH0 x 60 , PH1 x 100 , PH2 x 38 , PH2 x 150 , PH3 x 150
		1422	3 x 75 , 5.5 x 100 , 6.5 x 38 , 6.5 x 150 , 8 x 175
		1431	PH000 x 75 , PH00 x 75 , PH0 x 75 , PH1 x 75
		1432	1.5 x 75 , 2.0 x 75 , 2.5 x 75 , 3.0 x 75
	   	32810MR*	32810MR