



















## 995156MRE



EVAWAVE dichtheidsschuim met  
 inbussleutels,  
 schroevendraaiers Dopsleutel 1/2" en  
 schroefbitten 1/4" 56 dlg

- #11
- Speciale afmeting voor laden van aanpasbare gereedschapstrolleys 874516BA



		Series	Content
		1/2"	4033 T20, T25, T27, T30, T40, T50, T55, T60, T70
		1/2"	4035 H4, H5, H6, H7, H8, H10, H12, H14, H17, H19
			1147R T10H, T15H, T20H, T25H, T27H, T30H, T40H, T45H, T50H
			1120MR H1.5, H2, H2.5, H3, H4, H5, H6, H7, H8
		1/4"	1025P PH1, PH2, PH3
		1/4"	1025Z PZ1, PZ2
		1/4"	1025T T10, T15, T20, T25, T27, T30, T40
		1/4"	1025H H3, H4, H5, H6



2142

2142