

991161CQE


























Inlegbakje uit EVAWAVE hoge dichtheidsschuim met zeskant inbus- en TORX®-sleutels en bitten - 61 dlg

Gewicht (kg) : 1.4

■ #9 (280 x 375 mm)



		Series		Content
		1636H		H4, H5, H6, H7, H8, H10, H12
		1636T		T20, T25, T27, T30, T40, T45, T50, T55, T60
		1636M		M5, M6, M8, M10, M12
		1680H		H4, H5, H6, H7, H8, H10, H12
		1680T		T20, T25, T27, T30, T40, T45, T50, T55, T60
		1680M		M5, M6, M8, M10, M12
		4147		10 mm
		1127R		T10H , T15H , T20H , T25H , T27H , T30H ,

T40H , T45H , T50H



1120MR

H1.5 , H2 , H2.5 , H3 , H4 , H5 , H6 , H8 ,
H10