

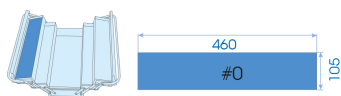
990243MRE
























Inlegbakje uit EVAWAVE hoog dichtheidsschuim met inbussleutels, schroefbitten en accessoires - 43 dlg



Gewicht (kg) : 1.42

■ #0 (460 x 105 mm)



|  | Series | | Content | |
|---|---|---|---------|---|
|  |  | | 4572 | 457212 |
|  |  | | 4251 | 250 |
|  |  |  | 753 | 75363 |
|  |  |  | 770 | 770225 |
|  |   | | 1120MR | H1.5, H2, H2.5, H3, H4, H5, H6, H8, H10 |
|  |  |  | 1025H | 3, 4, 5, 6 mm |
|  |  |  | 1025P | PH1, PH2, PH2, PH3 |
|  |  |  | 1025S | 3, 4, 5, 6 |



KING TONY

Enjoy your work



1025Z

PZ1, PZ2, PZ2, PZ3



1025T

T10, T15, T20, T25, T27, T30, T40



1025U

T10H, T15H, T20H, T25H, T27H, T30H,
T40H