


931919MRE01


















Inlegbakje uit EVAWAVE hoge dichtheidsschuim met sleufkop- en PHILLIPS®-schroevendraaiers, magnetische vinger - 19 dlg

Lege verpakking : EF31919

Gewicht (kg) : 2.5

■ #6 (560 x 375 mm)



	Series	Content
	 1421	PH0 x 60 , PH2 x 38
	 1421 Extra-long	PH2 x 300
	 1422	3 x 75 , 6.5 x 38 , 6.5 x 300
	 1461	PH2 x 100 , PH3 x 150
	 1462	6.5 x 100 , 8 x 150
	 1427	T8H x 75 , T10H x 75 , T15H x 75 , T20H x 100 , T25H x 100 , T27H x 100 , T30H x 125
	2121	212118
	4280	43280212



KING TONY

Enjoy your work