





















## 2515MR

### M Dopsleutelsleutelset en accessoires 1/4" - 15 dlg

Gewicht (kg) : 0.26

- Opzetstukken op kunststof frame



	Series		Content
	 		276A
			276A04G
			2335M
			5 , 5.5 , 6 , 7 , 8
			1025P
			PH1 , PH2
			1025T
			T10 , T15 , T20



1025H

H3 , H4 , H5 , H6