

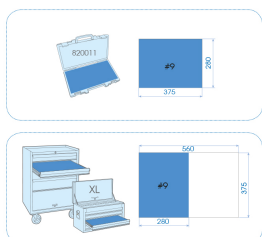
## 4527MRE01



















### **M** Dopsleutelset 1/2" 6-kantig metrisch en accessoires - 27 dlg

Lege EVAWAVE : EF452701  
 Lege koffer : 820011K  
 Afmetingen L x B x H (mm) : 422 x 372 x 92  
 Gewicht (kg) : 6.11

- Inbusdoppen
- Metrisch
- Ratel met terugstelhoek van 5°
- Koffer 820011K
- EVA #9 (375 x 280 mm)



		Series	Content
		<b>1/2"</b>	4335M 8, 9, 10, 11, 12, 13, 14, 15, 16, 17, 18, 19, 21, 22, 23, 24, 27, 29, 30, 32
		<b>1/2"</b>	4755G 475510G
		<b>1/2"</b>	4572 300 mm
		<b>1/2"</b>	4452F 375 mm
		<b>1/2"</b>	4251 125, 250 mm
		<b>1/2"</b>	4791 4791
		<b>1/2"</b>	4581 250 mm
		820011K	820011K



**KING TONY**

*Enjoy your work*