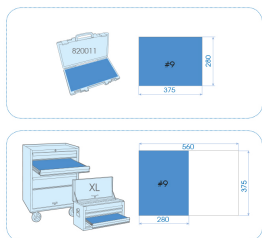



















4527MRE02



M Dopsleutelset 1/2" 6-kantig metrisch en accessoires - 27 dlg

Lege koffer : 820011K
 Afmetingen L x B x H (mm) : 422 x 372 x 92
 Gewicht (kg) : 6.11

- Inbusdoppen
- Metrisch
- Ratel met terugstelhoek van 11°
- Koffer 820011K
- EVA #9 (375 x 280 mm)

		Series	Content
			4335M 8, 9, 10, 11, 12, 13, 14, 15, 16, 17, 18, 19, 21, 22, 23, 24, 27, 29, 30, 32
			4771G 477110G
			4572 300 mm
			4452F 375 mm
			4251 125, 250 mm
			4791 4791
			4581 250 mm
		820011K	820011K



KING TONY

Enjoy your work