

## 1125M



**M**


### Extra lange gebogen 6-kantig inbussleutel metrisch

DIN ISO 2936



- Metrisch
- Extra lange versie
- SNCM +V-staal
- Afwerking in gepolijst chroom



	Tip maat (mm)	L (mm)	l (mm)	Gewicht (g)
112515MR	H1.5	91.5	15.5	1.5
112502MR	H2	102	18	3
112525MR	H2.5	114.5	20.5	5
112503MR	H3	129	23	8
112504MR	H4	144	29	18
112505MR	H5	165	33	31
112506MR	H6	186	38	51
112507MR	H7	197	41	78
112508MR	H8	208	44	104
112510MR	H10	234	50	182
112512MR	H12	262	57	290
112514MR	H14	294	70	451
112517MR	H17	337	80	770

112519MR	H19	380	89	863
112522MR	H22	400	102	1590