

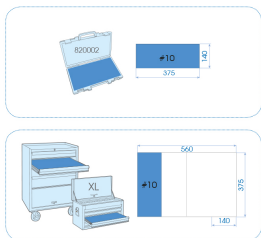
94401MPV












M Assortiment EVAWAVE met Slagdopsleutels 1/2" - 11 dlg

Gewicht (kg) : 2.23

■ #10 (140 x 375 mm)



		Series	Content
		 1/2"	4535M 17, 19, 32, 34, 36
		 1/2"	4415M 17, 19, 21
			4945M 17, 19, 21 mm