

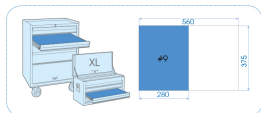
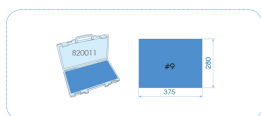
990221MRE01











M Inlegbakje uit EVAWAVE hoge dichtheidsschuim met inbussleutels, engelse sleutel, bandsleutel en krachthendel - 21 dlg

Gewicht (kg) : 1.93

■ #9 (280 x 375 mm)



	Series	Content
	 20409PR	T10, T15, T20, T25, T27, T30, T40, T45, T50
	 20109MR	H1.5 , H2 , H2.5 , H3 , H4 , H5 , H6 , H8 , H10
	3611R	361115
	3206	320670
	9TK1	9TK112