


96314MRE01
















M Inlegbakje uit EVAWAVE hoge dichtheidsschuim met 3/4" dopsleutel metrisch en accessoires - 14 dlg

Lege verpakking : EF6314
 Afmetingen L x B (mm) : 560x375
 Gewicht (kg) : 10.8

■ #6



	Series		Content
		6778FS	677820FS
	 	6335M	33, 34, 35, 36, 38, 41, 46, 50
		6251	625104, 625108, 625116 (100, 200, 400 mm)
		6572	657220 (500 mm)
	 	6814	6814