

































991190CRV













Inlegbakje uit EVAWAVE hoog dichtheidsschuim met inbussleutels, schroefbitten en accessoires - 90 dlg

Gewicht (kg) : 2.22

#9

	Series		Content	
	 	276A	276A04G	
		10D0	10,12,13,14,17,18,19	
		3611R	361106R, 361108R	
	 	1130M	(20107MR01) H2.5, H3, H4, H5, H6, H8, H10	
		1147R	(20407PR) T10H, T15H, T20H, T25H, T27H, T30H, T40H	
	 	1130S	(20107SR) 3/32", 1/8", 5/32", 3/16", 1/4", 5/16", 3/8"	
			753	75363
			770	770225
			1025H	H3, H4, H5, H6
			1025P	PH1, PH2 x 2, PH3
			1025R	RB2
			1025S	3.0, 4.0, 5.0, 6.0
			1025T	T10, T15, T20, T25, T27, T30, T40

				
			1025U	T10H, T15H, T20H, T25H, T27H, T30H, T40H
			1025Z	PZ1, PZ2 x 2, PZ3
			77328	0.0015" ~ 0.025" (7732826)