













44803AMP01



1/2" slagmoersleutel, doppen en accessoires set - 15 stuks

Gewicht (kg) : 5.7

- Plastic koffer (422 x 275 x 85 mm)
- Inbusdoppen

		Series		Content
		1/2"	4435M	17, 19, 21
		1/2"	4535M	17, 18, 19, 21, 22, 24, 27
		SY211M*		-
		4799P*		-
		LUBE15*		-
	  	1/2"	33461100*	-