

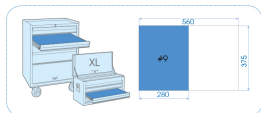
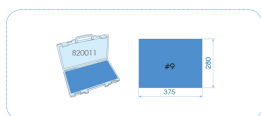
990222MRE02
















Schuimmodule EVAWAVE met inbussleutels en tangen - 22 dlg

Gewicht (kg) : 1.69

■ #9 (280 x 375 mm)



	Series	Content
		1120MR (20119MR01) H1.5, H2, H2.5, H3, H4, H5, H6, H7, H8
		1143R (20309PR) T10, T15, T20, T25, T27, T30, T40, T45, T50
		6111 611107
		6517C 651710C
		6211 621106
		6311 631106