



































## 92562MRE01

















**M** Inlegbakje uit EVAWAVE hoge dichtheidsschuim met 1/4" Dopsleutel metrisch en accessoires - 62 dlg

Gewicht (kg) : 1,45

■ #9 (280 x 375 mm)

		Series		Content
			2335M	3.2, 4, 5, 5.5, 6, 7, 8, 9, 10, 11, 12, 13, 14
			2235M	4, 4.5, 5, 5.5, 6, 7, 8, 9, 10, 11, 12, 13, 14
	 		2813	2813
			2792	2792
	 		2142	2142
			213312DF	213312DF
			2781P	278106P
			2178DF	2178DF
			752	75260
			770	25mm
			1025P	PH1, PH2, PH3
			1025Z	PZ1, PZ2, PZ3
			1025H	H3, H4, H5, H6

				
			1025S	3.0, 4.0, 5.0, 6.0
			1025T	T10, T15, T20, T25, T27, T30, T40
			1025U	T10H, T15H, T20H, T25H, T27H, T30H, T40H
			2773GS	277355GS