

92548CR



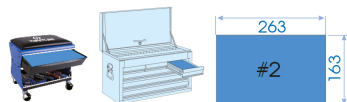
Módulo de chaves de caixa e acessórios 1/4" métricos e polegadas - 48 pçs














Termoformado vazio : 8492548CR

Dimensões C x l (mm) : 163x263

Peso (kg) : 1.3

#2



		Series	Content
		1/4"	2235M 4 , 5 , 5.5 , 6 , 7 , 8 , 9 , 10 , 11 , 12 , 13
		1/4"	2235S 5/32 , 3/16 , 7/32 , 1/4 , 9/32 , 5/16 , 11/32 , 3/8 , 7/16 , 1/2
		1/4"	2335M 4 , 4.5 , 5 , 5.5 , 6 , 7 , 8 , 9 , 10 , 11 , 12 , 13
		1/4"	2335S 5/32 , 3/16 , 7/32 , 1/4 , 9/32 , 5/16 , 11/32 , 3/8 , 7/16 , 1/2
	1/4"	2779G	277955G
	1/4"	2221	222102, 222104 (55, 100 mm)
	3/8" 1/4"	2813	2813
	1/4"	2792	2792



KING TONY

Enjoy your work