


97069CR

















Módulo de chaves de caixa 3/8" e 1/2" métricos e polegadas com acessórios - 69 pçs

Termoformado vazio : 8497069CR
 Dimensões C x l (mm) : 286x642
 Peso (kg) : 7.8
 BOX/CTN : 1/2

■ #1












		Series		Content
		3/8"	3330M	6, 7, 8, 9, 10, 11, 12, 13, 14, 15, 16, 17, 19, 20, 21, 22
		3/8"	3330S	3/8", 7/6", 1/2", 9/16", 5/8", 11/16", 3/4", 13/16"
		1/2"	4330M	10, 11, 12, 13, 14, 15, 16, 17, 18, 19, 20, 21, 22, 23, 24, 27, 30, 32
		1/2"	4330S	3/8", 7/16", 1/2", 9/16", 5/8", 11/16", 3/4", 13/16", 7/8", 15/16", 1"
		1/2"	4635	463516M, 463521R (16, 20.8 mm)
	3/8"		3779G	377908G
	1/2"		4779G	477910G
	3/8"		3792	3792



KING TONY

Enjoy your work

	1/2"	4791	4791
	3/8" 1/4"	3812	3812
	3/8" 1/2"	4813	4813
	3/8"	3452F	345208F (205 mm)
	1/2"	4452F	445215F (375 mm)
	1/2"	4251	425105, 425110 (125, 250 mm)
	3/8"	3571	357108 (200 mm)
	1/2"	4572	457210 (250 mm)
		791112	791112