


95570MRE
















M Composição EVAWAVE de chaves de caixa e acessórios 1/4" e 3/8" métricos - 70 peças

Termoformado vazio : EF5570

Peso (kg) : 3.2

■ #9





















		Series	Content
		1/4"	2335M 3.2, 4, 4.5, 5, 5.5, 6, 7, 8, 9, 10, 11, 12, 13, 14
		1/4"	2375M E4, E5, E6, E7, E8
		1/4"	2033 T20, T25, T30, T40
		1/4"	2037 T10H, T15H, T20H, T25H, T27H, T30H
	1/4"		2792 2792
	1/4"		2221 50, 100 mm
	1/4"		2452 245205F
	1/4"		2755G 275555G



KING TONY

Enjoy your work

			3335M	6, 7, 8, 9, 10, 11, 12, 13, 14, 15, 16, 17, 18, 19, 21, 22, 24
			3235M	8, 10, 11, 12, 14, 17
			3375M	E10, E12, E14, E16, E18
			3027	T40, T50
			3452G	345208G
			3755G	375508G
			3792	3792