


97540MRE

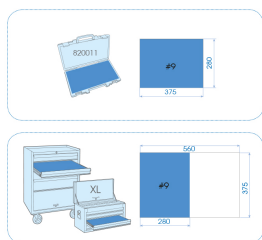















M Composição EVAWAVE de chaves de caixa e acessórios 1/4" e 1/2" métricos - 40 peças

Termoformado vazio : EF7540

Peso (kg) : 3.36

■ #9



		Series	Content
		1/4"	2335M 4 , 4.5 , 5 , 5.5 , 6 , 7 , 8 , 9 , 10 , 11 , 12 , 13
		1/4"	2375M E4, E5, E6, E7, E8
		1/2"	4375M E10 , E12 , E14 , E16 , E18 , E20
		1/2"	4435M 10 , 11 , 12 , 13 , 14 , 17 , 19 , 21 , 22 , 24
	1/4"	2755G	275555G
	1/4"	2571	257145 (115 mm)
	1/4"	2792	2792
	1/4"	2177DF	2177NU



KING TONY

Enjoy your work



1/4"

2221

222102, 222104 (55,100 mm)



1/4"

2452

245205F (125 mm)