
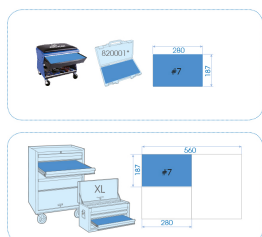



















92565MRV




















M Composição EVAWAVE de chaves de caixa com acessórios 1/4" em métrico - 65 peças

■ #7 (187 x 280 mm)



		Series	Content
		1/4"	2335M 4, 4.5, 5, 5.5, 6, 7, 8, 9, 10, 11, 12, 13, 14
		1/4"	2235M 4, 4.5, 5, 5.5, 6, 7, 8, 9, 10, 11, 12, 13, 14
		1/4"	2375M E4, E5, E6, E7, E8
		1/4"	2221 222102, 222104, 222106
		1/4"	2013X T8, T9, T10, T15, T20, T25, T27, T30, T40
		1/4"	2015MX H3, H4, H5, H6, H8
		1/4"	2018X PZ1, PZ2
		1/4"	2011X PH1, PH2

			2012X	3.5, 5.5, 8
			1025T	T6, T7
			1025M	M4, M5, M6, M8, M10
			2792	2792
	 		276A	276A04G
	 		2813	2813