


91710MRE

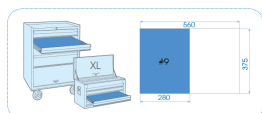
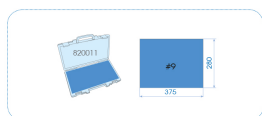


M Composição EVAWAVE de chaves de lunetas com curvatura profunda métricas - 10 peças

Termoformado vazio : EF1710

Peso (kg) : 2.8

■ #9



Series

Content



1970

6x7, 8x9, 10x11, 12x13, 14x15, 16x17, 18x19, 20x22, 24x27, 30x32