

2551MR



M Jogo de chaves de caixa 1/4" com acessórios métricos - 51 pcs


















Caixa vazia : 812526MR

Peso (kg) : 1.43

Dimensões C x L x A : 244 x 118 x 37

- Pontas 1/4"
- Roquete de ângulo de retoma 5°
- Chave de caixa hexagonal
- Caixa de metal




















		Series		Content
		1/4"	2335M	4, 5, 5.5, 6, 7, 8, 9, 10, 11, 12, 13, 14
		1/4"	1025S	3.0, 4.0, 5.0, 6.0
		1/4"	1025P	PH1, PH2 x 2, PH3
		1/4"	1025Z	PZ1, PZ2 x 2, PZ3
		1/4"	1025T	T10, T15, T20, T25, T27, T30, T40
		1/4"	1025H	H3, H4, H5, H6
		1/4"	1025U	T10H, T15H, T20H, T25H, T27H, T30H, T40H
		1/4"	753	75363



KING TONY

Enjoy your work

			770	770225
	 		2813	2813
	 		2142	2142
			2223	50, 100 mm
			2792	2792
			2755G	275555G
			2178DF	2178DF