














4026MR03



M Jogo de chaves de caixa em métrico 1/2" com acessórios - 24 pcs

Caixa vazia : 814533MR
 Dimensões C x L x A : 445x187x50
 Peso (kg) : 5.7

- Caixa de metal
- Chave de caixa 12 faces
- Roquete de ângulo de retoma de 11°

		Series	Content
		1/2"	4330M 8, 10, 11, 13, 14, 15, 16, 17, 18, 19, 20, 21, 22, 23, 24, 27, 30, 32
		1/2"	4779G 477910G
		1/2"	4572 300 mm
		1/2"	4452F 375 mm
		1/2"	4251 125, 250 mm
		1/2"	4791 4791