


















4533SR



S Jogo de chaves de caixa 1/2" polegadas com acessórios - 24 pcs

Caixa vazia : 814533MR
 Dimensões C x L x A : 445x187x50
 Peso (kg) : 5,7

- Caixa de metal
- Chave de caixa hexagonal
- Cabo KING TONY especial esforço
- Roquete de ângulo de retoma de 11°

		Series		Content
			4335S	5/16" , 3/8" , 7/16" , 15/32" , 1/2" , 9/16" , 19/32" , 5/8" , 11/16" , 3/4" , 25/32" , 13/16" , 7/8" , 15/16" , 1" , 1-1/16" , 1-3/16" , 1-1/4"
			4635	20.8
			4779B	477910B
			4121G	412111G
			4223	55 mm
			4573	250 mm
			4583	315 mm