

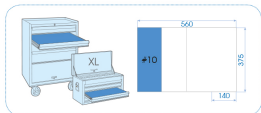
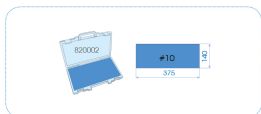
## 94401MPV












**M** Conjunto EVAWAVE de chaves de impacto de 1/2" - 11 pç.

Peso (kg) : 2.23

■ #10 (140 x 375 mm)



|  |   | Series   | Content                     |
|---|---|--|-----------------------------|
|  |  |  1/2" | 4535M<br>17, 19, 32, 34, 36 |
|  |  |  1/2" | 4415M<br>17, 19, 21         |
|  |  |  | 4945M<br>17, 19, 21 mm      |