

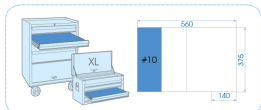
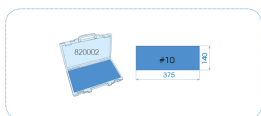
94147PRV










M Conjunto EVAWAVE de chaves de caixa com ponta de 1/2" - 17 pç.

Peso (kg) : 1.81

■ #10 (140 x 375 mm)



|  | | Series | Content |
|---|---|--------|---|
|  |  | 1/2" | 40D0 H6, H8, H10 |
|  |  | 1/2" | 4066 M8, M9, M10, M12, M14 |
|  |  | 1/2" | 4023 T20, T25, T27, T30, T40 T45, T50, T55, T60 |