

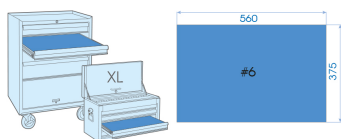
## 94584MRE01





































**M** Composição EVAWAVE de chaves de caixa, chaves de caixa com ponta TORX®, XZN® e hexagonal, e acessórios 1/2" - 84 peças

Peso (kg) : 9.75

■ #6 (560 x 375 mm)



	Series		Content
		1/2"	4335M 8, 9, 10, 11, 12, 13, 14, 15, 16, 17, 18, 19, 20, 21, 22, 23, 24, 25, 26, 27, 28, 29, 30, 32, 33, 36
		1/2"	4375M E10, E12, E14, E16, E18, E20, E22, E24
		1/2"	402B M16
		1/2"	4025 H6, H7, H8, H10, H12, H14 H17
		1/2"	4023 T20, T25, T27, T30, T40, T45, T50, T55, T60, T70
		1/2"	4026 M14, M12, M10, M8, M5
		1/2"	4027 T30, T40, T45, T50, T55, T60

			4035	H6, H7, H8, H10
			4036	M8, M10, M12
			4033	T40, T45, T50, T55, T60, T70
			4148	414810M (10 mm), 414810S (5/16"), 414808S (1/4")
			4773GS	477310GS
			4453F	445318F
			4293	429305, 429310
			4791	4791