

951008MED2

























































M Composição EVAWAVE para carro de ferramentas - 164 pç.

Peso (kg) : 15.5










975560MRE








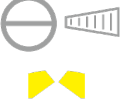




			4335M	10, 11, 12, 13, 14, 15, 16, 17, 18, 19, 21, 22, 23, 24, 27, 30, 32
			4375M	E8, E10, E12, E14, E16, E18, E20, E22, E24
			4235M	8, 9, 10, 11, 12, 13, 14, 15, 16, 17, 18, 19
			2335M	5.5, 6, 7, 8, 9, 10, 11, 12, 13, 14
			2755G	275555G
			4755G	475510G
			2178DF	2178DF
			2223	222302, 222304
			4251	425105, 425110
			2792	2792
			4791	4791

		3/8" 1/4"	2813	2813
		3/8" 1/2"	4813	4813
		1/4"	2571	257145
				
995156MRE				
		1/2"	4033	T20, T25, T27, T30, T40, T50, T55, T60, T70
		1/2"	4035	H4, H5, H6, H7, H8, H10, H12, H14, H17, H19
			1147R	T10H, T15H, T20H, T25H, T27H, T30H, T40H, T45H, T50H
	 		1120MR	H1.5, H2, H2.5, H3, H4, H5, H6, H7, H8
		1/4"	1025P	PH1, PH2, PH3
		1/4"	1025Z	PZ1, PZ2
		1/4"	1025T	T10, T15, T20, T25, T27, T30, T40
		1/4"	1025H	H3, H4, H5, H6
		1/4" 1/4"	2142	2142
				
995127MRE1				
			1062	6, 7, 8, 9, 10, 11, 12, 13, 14, 15, 16, 17, 18, 19, 20, 21, 22, 23, 24
			78210S	7821300S
			761	Ø4
			764	Ø3, Ø4, Ø5, Ø6
			762	17, 20


935113MRE

		1462		12x250
		1422	3x75, 4x100, 5.5x125, 6.5x38, 6.5x150, 8x175, 10x200	
		1421	PH1x80, PH2x38, PH2x100, PH3x150	
		2121		212118


945008GPE

		6517C		651710C
		6111		611108
		6211		621106
		6311		631106
		68SB		68SB07
		68SS		68SS07
		67HS		67HS07
		67HB		67HB07