























934016MED4



M Composição EVAWAVE para carro de ferramentas - 166 pç.

Peso (kg) : 22.87

|  | | Series | Content |
|---|---|---|---|
|  | | 78110S | 7811400S |
| | | |  |
| | | | 92529MRE |
|  |  |  1/4" | 2335M 4, 4.5, 5, 5.5, 6, 7, 8, 9, 10, 11, 13, 14 |
|  |  |  1/4" | 2235M 4, 5, 5.5, 6, 7, 8, 9, 10, 11, 13, 14 |
|  | |  1/4" | 2755G 275555G |
|  | |  1/4" | 2221 222102, 222104 (55, 100 mm) |
|  | |  1/4" | 2792 2792 |
|  | |  1/4"  1/4" | 2142 2142 |
|  | |  3/8"  1/4" | 2813 2813 |
| | | |  |

94138PRE

1/2"
4033
T20, T25, T27, T30, T40, T45, T50, T55, T60

1/2"
4035
H4, H5, H6, H7, H8, H10, H12, H14, H17

94333MRE

1/2"
4335M
8, 9, 10, 11, 12, 13, 14, 15, 16, 17, 18, 19, 20, 21, 22, 23, 24, 25, 26, 27, 28, 29, 30, 32

1/2"
4572
457212 (300 mm)

1/2"
4755G
475510G

1/2"
4452F
445215F (375 mm)

1/2"
4791
4791

1/2"
4251
75, 125, 250 mm

1/2"
4635
16, 20.8 mm





















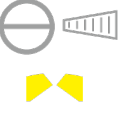

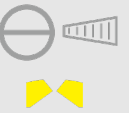




912D26MRE

1062
6, 7, 8, 9, 10, 11, 12, 13, 14, 15, 16, 17, 18, 19, 20, 21, 22, 23, 24, 25, 26, 27, 28, 29, 30, 32

91112MRE

1900
6x7, 8x9, 10x11, 12x13, 14x15, 16x17, 18x19, 20x22, 21x23, 24x27, 25x28, 30x32

920119MRE

| | | | |
|---|---|--------|--|
|  |  | 1120MR | H1.5, H2, H2.5, H3, H4, H5, H6, H8, H10 |
|  |  | 1147R | T10H, T15H, T20H, T25H, T27H, T30H, T40H, T45H, T50H |
|  | | 3204 | 3204 |
|  | | | |
| 990319PRE | | | |
|  |  | 1422 | 3 x 75, 4 x 100, 5.5 x 125, 6.5 x 150, 8 x 175 |
|  |  | 1427 | T10H x 75, T15H x 75, T20H x 100, T25H x 100, T27H x 100, T30H x 125, T40H x 150 |
|  |  | 1421 | PH0 x 60 |
|  |  | 1428 | PZ1x100, PZ3x150 |
|  | | 762G | 22 |
|  | | 764G | ø4, ø5, ø6 |
|  | | | |
| 940209GPE | | | |
|  |  | 6516A | 651610A |
|  |  | 6336A | 633608A |
|  |  | 6318A | 631808A |
|  | | 68SS | 68SS07 |
|  | | 68HB | 68HB07 |
|  | | 68HS | 68HS07 |
|  | | 68SB | 68SB07 |



KING TONY

Enjoy your work



6116A

611607A



6236A

623607A