

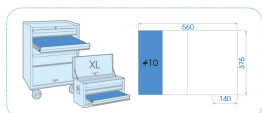
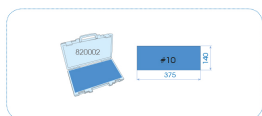
## 94401MPE










**M** Conjunto EVAWAVE de chaves de impacto de 1/2" - 11 pç.

Peso (kg) : 2.23

■ #10 (140 x 375 mm)



		Series	Content
		 1/2"	4535M 17, 19, 32, 34, 36
		 1/2"	4415M 17, 19, 21