

2551MR03




















Jogo de chaves de caixa 1/4" com acessórios métricos - 51 pcs

Caixa vazia : 812526MR
 Dimensões C x L x A : 244 x 118 x 37
 Peso (kg) : 1.43

- Pontas 1/4"
- Roquete de ângulo de retoma 5°
- Chave de caixa hexagonal
- Caixa de metal

















		Series		Content
		1/4"	2335M	4, 4.5, 5, 5.5, 6, 7, 8, 9, 10, 11, 12, 13, 14
		1/4"	1025S	3.0 , 4.0 , 5.0 , 6.0
		1/4"	1025P	PH1 , PH2 x 2 , PH3
		1/4"	1025Z	PZ1 , PZ2 x 2 , PZ3
		1/4"	1025T	T10 , T15 , T20 , T25 , T27 , T30 , T40
		1/4"	1025H	H3 , H4 , H5 , H6
		1/4"	1025U	T10H, T15H, T20H, T25H, T27H, T30H, T40H
		1/4"	753	75363



KING TONY

Enjoy your work

			770	770225
	 		2813	2813
			2223	50, 100 mm
			2792	2792
			2176DF	2176DF
			2755G	275555G