



































92562MRE01

















M Composição EVAWAVE de chaves de caixa e acessórios 1/4" métricos - 62 peças

Peso (kg) : 1,45

■ #9 (280 x 375 mm)

		Series		Content
			2335M	3.2, 4, 5, 5.5, 6, 7, 8, 9, 10, 11, 12, 13, 14
			2235M	4, 4.5, 5, 5.5, 6, 7, 8, 9, 10, 11, 12, 13, 14
	 		2813	2813
			2792	2792
	 		2142	2142
			213312DF	213312DF
			2781P	278106P
			2178DF	2178DF
	 		752	75260
	 		770	25mm
	 		1025P	PH1, PH2, PH3
	 		1025Z	PZ1, PZ2, PZ3
			1025H	H3, H4, H5, H6

				
			1025S	3.0, 4.0, 5.0, 6.0
			1025T	T10, T15, T20, T25, T27, T30, T40
			1025U	T10H, T15H, T20H, T25H, T27H, T30H, T40H
			2773GS	277355GS